

Cube Wide Head Ice Machine

Model No.

SWM22-350H

HALF CUBE



SWM22-350H

➤ Features:

- Produces up to 350 lb of cube ice per 24 hours
- Storage bin sold separately
- Design ideal for bars, restaurants, and cafes
- Air-cooled refrigeration system for efficient performance and easier installation
- Uses R290 eco-friendly refrigerant
- Stainless steel exterior cabinet for durability and easy cleaning
- Integrated electronic controls with status indicators
- Smart LED lighting with remote included
- Automatic ice-making cycle with bin-full shutoff
- Adjustable front leveling legs for quick setup on uneven floors
- Service-friendly layout for easier access to condenser and components



➤ Warranty Info:

Three Year

- Parts & Labor on entire unit.
- Valid in United States.
- Valid for commercial use only.

Five Year

- Compressor & Evaporator, Part Only.



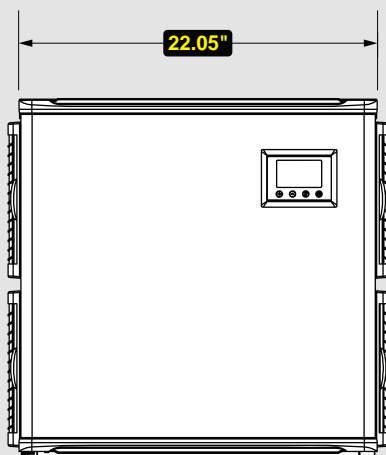
Conforms to UL Standard 471 and NSF Standard 7
 Certified to CSA Standard C22.2 No. 120

Revised 01/01/2026

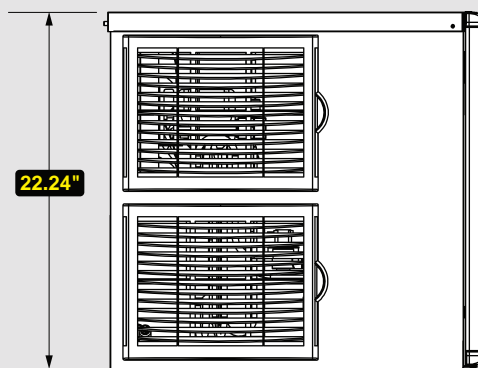
SWM22-350H

Phone: (800).768.5953
 Fax: (800).976.1299

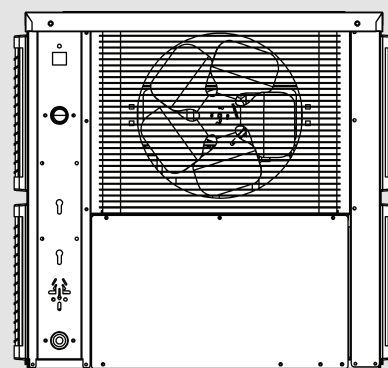
www.servware.com
 Copyright © 2026 Serv-Ware Products LLC.




Front View



Side View



Back View



Top View



NEMA 5-15P

➔ Technical Information:

MODEL #	DESCRIPTION	DIMENSIONS	WEIGHT/LBS.
		(W x D x H)	(Shipping)
SWM22-350H	350 lb Wide Head - Half Cube	22.05" W x 23.39" D x 22.24" H	207 lbs.

COOLING		ICE PRODUCTION	
Temperature Range	40°F – 90°F	Output (lb/24hr)	350 lb.
Refrigerant	R290		
BTU/H	2,661		
Defrosting	Automatic Operation		
HP	1/4		

CONSTRUCTION	
Exterior Material	Stainless Steel
Interior Material	Stainless Steel
Structure Build	Reinforced Heavy Duty Cabinet

ELECTRICAL	
Voltage	115
Watts	780
Hz	60
Phase	1



Prop. 65 Warning for California Residents
 WARNING: This product may contain chemicals known to the State of California to cause cancer, birth defects, or other reproductive harm.



Phone:(800).768.5953
 Fax:(800).976.1299